

YESTERDAY, YOU TOOK CARE
OF THE NEEDS OF OTHERS.
TOMORROW, YOU WILL DO THE SAME.



TODAY, WE'LL TAKE CARE OF YOU.

For the next few hours, relax because today, you are exactly where you should be. We know that waiting for results is always an anxious time for you and your loved ones. That's why we've implemented "same day service" for mammograms to enable our patients to receive timely results. We want to provide you with peace of mind and a personalized plan of action. Prompt, comprehensive and caring treatment is always the standard at the Center for Breast Care at the Women's Center.



WOMEN'S CENTER

CENTER FOR BREAST CARE

"We are more than *just* mammograms."

Boca Raton Community Hospital
690 Meadows Road, Boca Raton, Florida 33486 • 561.955.5000 • www.brch.com

IT TAKES A TEAM

TO DELIVER THE CARE YOU DESERVE...



Our multidisciplinary team includes board certified physicians, technologists and healthcare professionals whose experience is unparalleled. Surgeons, oncologists, radiologists, pathologists, nurses, therapists, social workers and others who review and discuss patient cases at weekly oncology conferences. Doctors and clinical personnel are onsite and available to provide same day results for all patients. By the time you leave the Center for Breast Care, you will know your results and whether you need further evaluation. Physicians explain findings, answer questions and, after consultation with your attending physician, decide the next most effective course of action – all in the same day. Your peace of mind is a priority at the Center for Breast Care at the Women's Center.

COMPREHENSIVE CARE Screening, diagnostic care and treatment are available at the main campus. Some services are not available at satellite locations.

- Full digital mammography environment for screening and diagnostic care and treatment. Only 10 percent of the diagnostic centers in the nation can make this statement
- Digital breast ultrasound
- Three-dimensional breast ultrasound
- Breast MRI
- Breast PET scanning
- Bone mineral densitometry
- High risk screening
- Mobile mammography
- Needle localization
- Every mammogram is read by utilizing a computer
- Breast biopsy by mammogram, ultrasound and MRI
- Physical breast exam by a nurse practitioner/physician assistant
- Stereotactic breast biopsy
- Sentinel node mapping
- Galactography
- Breast cancer risk assessment
- Genetic counseling/testing
- Patient care coordinator available
- Clinical research studies
- Second opinion service
- Funding for underserved women



WOMEN'S CENTER

CENTER FOR BREAST CARE

"We are more than *just* mammograms."

Boca Raton Community Hospital
690 Meadows Road, Boca Raton, Florida 33486 • 561.955.5000 • www.brch.com

WHO'S READING YOUR MAMMOGRAM?



FELLOWSHIP TRAINED, DEDICATED BREAST CARE SPECIALISTS PROVIDE ANSWERS AND RESULTS YOU CAN TRUST.

We created an atmosphere of care designed to provide more than results. We provide the answer you need. Our physicians have dedicated their practices to the treatment of breast disease. You can depend on us to combine experience and cutting-edge technology to create a comprehensive treatment plan especially for you. Not just a report, but a multidisciplinary approach to care. The result is a philosophy of care that we utilize every day.

DIRECTION BY A NATIONALLY RECOGNIZED BREAST CARE SPECIALIST...

The Center for Breast Care at the Women's Center, under the direction of Medical Director Kathy Schilling, M.D., is nationally recognized for advanced biopsy techniques and its industry status as a multimodality center, offering multiple evaluation methods at one location.

INCORPORATING THE ONSITE SKILLS OF A TEAM OF HIGHLY TRAINED CLINICIANS...

It takes a team of highly trained clinicians and state-of-the-art technology to provide unsurpassed treatment accuracy. At the Center for Breast Care at Boca Raton Community Hospital we have it all... screening, diagnostic care and treatment under one roof.




"We are more than *just* mammograms."

Boca Raton Community Hospital
690 Meadows Road, Boca Raton, Florida 33486 • 561.955.5000 • www.brch.com

KNOW YOUR RISKS FOR BREAST CANCER... TAKE ACTION TO REDUCE YOUR RISKS



EARLY DETECTION BY A TRAINED,
DEDICATED BREAST CARE SPECIALIST CAN
PROVIDE ANSWERS YOU CAN TRUST.



MEDICAL DIRECTOR
LOUISE MORRELL, M.D.

The Center for Breast Care brings a skilled medical oncologist to the team with Dr. Louise Morrell, a board certified oncologist, to evaluate high risk factors, coordinate genetic counseling and testing, and oversee surveillance. The High Risk Program at the Center for Breast Care encourages all individuals to seek early assessment and especially those women with any of these factors or a family history of this disease.






Fact: Breast cancer is the most common cancer diagnosis in women and the second leading cause of cancer-related death.

Fact: Every woman has a risk of developing breast cancer in her lifetime. On average, women have a 10 to 12 percent risk of developing cancer in their lifetime.

Fact: For women with a family history of breast cancer or in who are diagnosed with an 'atypical' or abnormal cell during a breast biopsy, the risk may increase to 20 percent to as high 85 percent in a lifetime.

Fact: There are imaging tests and preventative medical approaches such as medications and lifestyle changes that can make a positive difference.

A risk consultation with a breast health specialist can assess these unique variables...

-  Your family history and its relationship to your maternal gene link
-  Your link to a BRCA mutation associated with breast and ovarian cancer
-  Your personal hormonal history with consideration of your individual age at childbearing, the onset of menses and menopause.
-  Your personal degree of dense breast tissue
-  Your personal breast biopsy history



WOMEN'S CENTER
CENTER FOR BREAST CARE

"We are more than *just* mammograms."